

**Fund Investment**

**Investment Policy:**

Mainly invest in units of a foreign fund named Manulife Global Fund-Healthcare Fund (Share Class AA) at least 80% of the fund's Net Asset Value in any accounting period.

**Fund Type:**

A feeder fund investing mainly in the mutual fund units of a foreign sector fund. Mutual fund units of the Fund are divided into 2 classes as follows: 1) Capital Accumulation and 2) Dividend Distribution

**Dividend Policy:**

Applicable only Dividend Distribution Class : MS-HCARE-D

**AIMC Category Performance Report:**

Health Care

**Inception Date:**

18 August 2014

**Registered Size:**

1,600 Million Baht

**Fund Maturity:**

Indefinite

**Risk Level:**

Level 7 : High Risk

**Risk:** Sector, Market, Credit, Exchange Rate, Country&Political, Liquidity, and Derivative Risks

**The Fund's Custodian:**

Standard Chartered Bank (Thai) PCL.

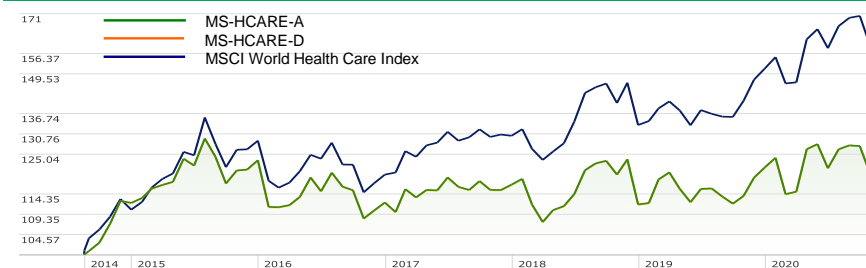
**The Fund's Registrar:**

Bank of Ayudhya PCL.

**Bloomberg Ticker:** Capital Accumulation Class (MS-HCARE-A) : MANHCAA:TB  
Dividend Distribution Class (MS-HCARE-D) : MANHCAD:TB

30/10/2020	Net Asset Value (Baht)	NAV per unit (Baht)
MS-HCARE-A	14,113,996.33	11.9603
MS-HCARE-D	7,652,535.13	9.4035

**Performance chart of the investment amount of THB 100 from the inception date**



**Fund Performance (%)**

	YTD	3 Mths	6 Mths	1 Y <sup>1</sup>	3 Ys <sup>1</sup>	5 Ys <sup>1</sup>	10 Ys <sup>1</sup>	Since Inception <sup>1</sup>
MS-HCARE-A	-1.48	-5.37	-5.40	4.96	1.18	-0.16	N/A	2.93
Fund's Standard Deviation	20.20	14.37	16.29	18.71	15.23	14.10	N/A	14.27
MS-HCARE-D	-1.42	-5.38	-5.34	5.03	1.20	-0.15	N/A	2.92
Fund's Standard Deviation	20.19	14.36	16.28	18.71	15.23	14.10	N/A	14.27
Benchmark <sup>^</sup>	5.17	-4.31	-1.45	12.95	6.98	4.73	N/A	7.61
Benchmark's Standard Deviation	26.70	14.63	16.51	24.68	17.56	15.49	N/A	15.34

Remark: <sup>1</sup>%Annualized

**Calendar Year (%) Annualized**

	2014*	2015	2016	2017	2018	2019	2020**
MS-HCARE-A	12.16	9.99	-8.97	4.06	-4.32	8.61	-1.48
Fund's Standard Deviation	13.67	15.49	14.74	8.67	13.71	12.60	20.20
MS-HCARE-D	12.16	9.90	-8.97	4.06	-4.33	8.61	-1.42
Fund's Standard Deviation	13.67	15.49	14.74	8.67	13.71	12.60	20.19
Benchmark <sup>^</sup>	9.48	16.60	-7.25	9.03	2.42	13.39	5.17
Benchmark's Standard Deviation	15.57	15.03	13.79	8.23	13.55	11.72	26.70

\*Performance since Fund's inception date to last year end (18 Aug - 31 Dec 2014)

\*\*Performance as of 1 Jan - 30 Oct 2020

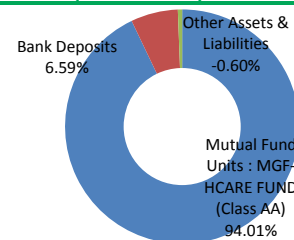
<sup>^</sup>MSCI World Health Care Index is created by Morgan Stanley Capital International Inc. The Index is designed to capture the large and mid cap segments across 23 Developed Markets (DM) countries\*. All securities in the index are classified in the Health Care sector as per the Global Industry Classification Standard (GICS®). The information is converted into THB.

For the period less than 1 year, the fund performance shall not calculated to annualized return.

Source : Morningstar

The fund performance document is prepared in accordance with AIMC standards.

**Asset Allocation (as % of NAV)**



**Subscription Redemption and Switching Period**

**Subscription Period:** Before 3.30 p.m. of every trading day  
**Redemption/Switching Period:** Before 3.30 p.m. of every trading day  
(Investors can check schedule of trading day for subscription/redemption and switching at [www.manulife-asset.co.th](http://www.manulife-asset.co.th))

**Min. Initial Subscription:** 10,000.00 Baht  
**Min. Subsequent Subscription:** Not specified  
**Min. Redemption:** Not specified  
**Min. Balance Account:** Not specified

**Period of Payment:** 5 business days from the date which NAV is calculated. (T+5)

**Fees for Both 2 Classes (include VAT)**

**Chargeable to the Fund**  
(% per annum of total asset value deducted by total liabilities except for Management Fee, Custodian Fee and Registrar Fee)

**Management Fee:** ≤ 1.87% per annum  
**Custodian Fee:** ≤ 0.06% per annum  
**Registrar Fee:** ≤ 0.11% per annum (Current charge 0.08%)

**Chargeable to the Unitholders (% of NAV per unit)**

**Front-end Fee:** ≤ 1.50%  
**Back-end Fee:** None  
**Switching Fee:** None  
**Transfer Fee:** Not exceeding 200 Baht per transaction

**Master Fund Information**

**MGF - Healthcare Fund (Share Class AA)**

**Objective and Investment Policy:**  
Healthcare Fund is intended that the investments will be made on a diversified basis. The underlying investment portfolio will mainly consist of equity and equity related securities of companies in health care and related industries globally and which are listed on any stock exchange. The Fund may invest in companies which derive a significant portion of their earnings from medical and pharmaceutical products and services.

**Fund Duration:** Indefinite

**Management Fee:** Not exceeding 1.75% (The Fund shall rebate the management fee to MS-HCARE at the rate of 1.32% p.a. of the investment value in The Fund)

**Front-end Fee:** Up to 5% of subscription amount (Current waived)

**Back-end Fee:** None **Switching Fee:** Not exceeding 1% of the redemption price

**Source:** For more information of Master Fund, please go to [www.manulife.com.hk](http://www.manulife.com.hk)

**Dividend Payment History (only MS-HCARE-D)**

For more information, please go to

<https://www.manulife-asset.co.th/Fund-Price-Template---Eng>

**Healthcare Fund  
(Share Class AA)**

September 2020

**Investment Objective**

This Fund aims to provide medium to long term capital growth for those who hold a long term investment view and who are prepared to accept significant fluctuations in the value of their investments in order to achieve long term returns. It is intended that the investments will be made on a diversified basis. The underlying investment portfolio will mainly consist of equity and equity related securities of companies in health care and related industries globally and which are listed on any stock exchange. This Fund may invest in companies which derive a significant portion of their earnings from medical and pharmaceutical products and services. The remaining assets of this Fund may include bonds and deposits. This Fund will invest at least 80% of its net assets in equity and equity related securities of health sciences companies. These companies will derive more than half of their revenues from health care-related business activities or commit more than half of their assets to these activities. Such equity and equity related securities include common stocks, preferred stocks and depositary receipts.

**Fund Information**

<b>Investment Manager</b>	Manulife Investment Management (US) LLC
<b>Launch Date (YYYY/MM/DD)</b>	2008/06/27
<b>Launch Price</b>	US\$ 1.00
<b>Fund Currency</b>	USD
<b>Fund Size</b>	US\$ 304.15 Million
<b>Initial Sales Charge</b>	Up to 5% of subscription amount
<b>Redemption Charge</b>	Nil
<b>Switching Charge</b>	Up to 1% of total redemption amount
<b>Management Fee</b>	1.75% per annum of the NAV
<b>Performance Fee</b>	Nil
<b>Minimum Investment</b>	HKD20,000
<b>Minimum Subsequent</b>	HKD1,000
<b>NAV Per Share</b>	US\$ 2.3573
<b>ISIN</b>	LU0357321016
<b>Bloomberg Ticker</b>	MGFHEAL:LX

Information as of 30/09/2020

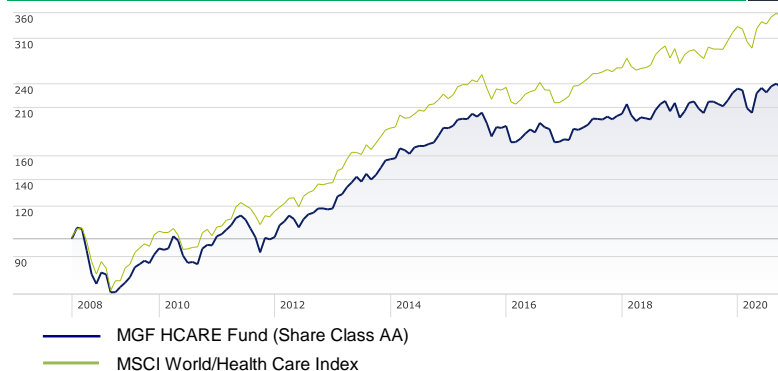
**Calendar Year Performance (%)**

Fund /Benchmark (USD)	2019	2018	2017	2016	2015
Healthcare Fund	17.87	-2.14	15.53	-7.31	1.30
MSCI World/Health Care Index	23.24	2.51	19.80	-6.81	6.60

**Cumulative Performance (%)**

Fund /Benchmark (USD)	YTD	1 yr.	3 yr.	5 yr.	Since Launch
Healthcare Fund	0.86	11.45	18.16	32.22	135.73
MSCI World/Health Care Index	6.26	20.81	35.42	60.33	252.75

**Cumulative Performance Chart Since Launch**



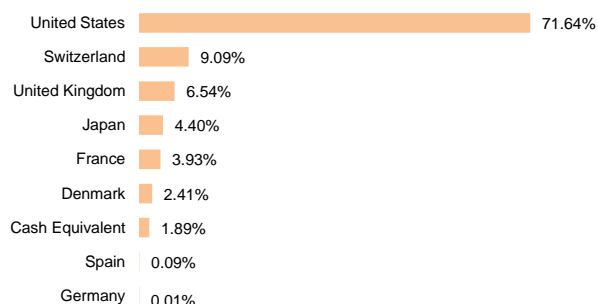
**Top 10 Holdings (%)**

AstraZeneca PLC	6.26%
Roche Holding AG	6.22%
Abbott Laboratories	5.84%
Eli Lilly and Company	5.47%
Johnson & Johnson	5.36%
UnitedHealth Group Incorporated	4.96%
Sanofi	3.93%
Alexion Pharmaceuticals, Inc.	3.60%
Gilead Sciences, Inc.	3.53%
Merck & Co., Inc.	3.52%

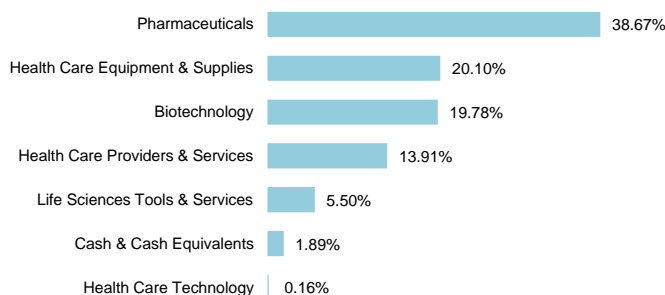
Information as of 30/09/2020

**Portfolio Breakdown**

**Market Breakdown**



**Sector Allocation**



Information as of 30/09/2020

Source: Manulife Investment Management (US) LLC. ©Morningstar, Inc. All Rights Reserved. The Morningstar sourced information contained herein: (1) is proprietary to Morningstar and/or its content providers; (2) may not be copied or distributed; and (3) is not warranted to be accurate, complete or timely. Neither Morningstar nor Manulife and its affiliates are responsible for damages or losses arising from any use of this information.

This fund invests in a single sector, which may involve concentration, volatility, political and regulatory risks. Investors may potentially expose to capital loss. Investment involves risk. Fund price may go down as well as up. Past performance information presented is not indicative of future performance.

Visit website at [www.manulife.com.hk](http://www.manulife.com.hk).